

CLiP 5

LED LINEAR COVE LIGHTING, MID-POWER
120V OR 277V INTEGRAL POWER SYSTEM



APPLICATION

Low profile linear LED luminaire with integral line voltage power supply designed to accent small spaces such as coves and soffits plus wall washing capabilities with 120° x 120° or 60° x 115° optic options. Flexible connectors between sections allow CLiP 5 to also be used around curves and corners. Designed with modular CLiP[®] (Configurable Lighting Platform), CLiP 5 provides options to suit multiple application requirements without the need for external transformers or drivers.

CONSTRUCTION

- 12in die cast aluminum modules with polycarbonate lenses are pre-assembled on an extruded aluminum track.
- Section lengths are available up to 6ft in 1ft increments and may be joined in the field for continuous runs up to 440 feet. (Nominal lengths. See dimensional information.)
- Flexible quick connectors join sections and allow for use around curves and corners.
- Multiple mounting clip options secure sections, including rotation brackets.
- CSA damp location listed.

OPTICS / LENS / DIFFUSER

- Clear lens (120° x 120°) cove optics or with 60° x 115° wall wash optics.

POWER SYSTEM

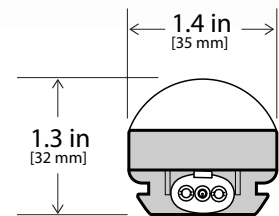
- 120V or 277V input, integral, driverless technology.
- Total Harmonic Distortion <20%, Power Factor >0.9
- ELV dimming
- 0-10V dimming with Dimming Interface Module (DIM-Z)

PERFORMANCE

- 480 lm/ft (5w/ft) or 710 lm/ft (8w/ft) light output.
- Operating temperature range of -20°C to 50°C

LIGHT CHARACTERISTICS

- White Color Correlated Temperatures: 2700K, 3000K, 3500K, 4000K
- 80+ Color Rendering Index
- Tempo's UniBin™ process ensures consistent hue and color to within a maximum 2-step MacAdam ellipse per section.
- 90+ CRI option available with 2700K, 3000K and 3500K.



Buy Tempo
Buy American

MADE IN USA
OF US AND IMPORTED COMPONENTS

WARRANTY

Tempo provides a 5-year limited warranty.

86,000 HOURS

L85 LUMEN MAINTENANCE
LED Luminaires will reach 85% of initial lumen output at or beyond 86,000 hours at 25°C.



PERFORMANCE SUMMARY All data nominal. 3500K test data shown.

Watts/ft	5W/ft	8W/ft
Lumens/ft	480	710
Lumens/Watt	96	89
Maximum Run Length @ 120V	190 ft	115 ft
Maximum Run Length @ 277V	440 ft	275 ft

CLIP 5

LED LINEAR COVE LIGHTING, MID-POWER
120V OR 277V INTEGRAL POWER SYSTEM

ORDERING INFORMATION

Example: C5C-CL-0-120E5-27NA-4

C5C		0		E			NA	
Series	Optic/Lens/Diffuser	Module Spacing	Voltage	Dimming	Watts/Foot	Color Temp	Finish	Fixture Length ¹
C5C	CL Clear lens (120° x 120°) 60115 Clear lens + 60° x 115° wall wash optic	0 0"	120 120V 277 277V	E ELV (Electronic Low Voltage)	5 5 W/ft 8 8 W/ft	27 2700K 30 3000K 35 3500K 40 4000K 27H 2700K (High CRI 90+) 30H 3000K (High CRI 90+) 35H 3500K (High CRI 90+)	NA Natural Anodized	1 2 3 4 5 6

(1) Fixture length measured by the foot only, no half foot options

SYSTEM INTEGRATION ACCESSORIES

SURGE SUPPRESSION DEVICE Tempo furnished surge suppression device must be installed on each supplying branch circuit to comply with 5-year warranty		
SSD-120	120V Branch Circuit	
SSD-277	277V Branch Circuit	

POWER FEED CABLES Additional lengths available, contact factory		
PFC6-F-36	Female Connector, 120-277V, 36 inches	

JUMPER FEED CABLES Additional lengths available, contact factory		
JFC6-FM-06	Male/Female, 120-277V, 6 inches	
JFC6-FM-12	Male/Female, 120-277V, 12 inches	
JFC6-FM-24	Male/Female, 120-277V, 24 inches	
JFC6-FM-48	Male/Female, 120-277V, 48 inches	

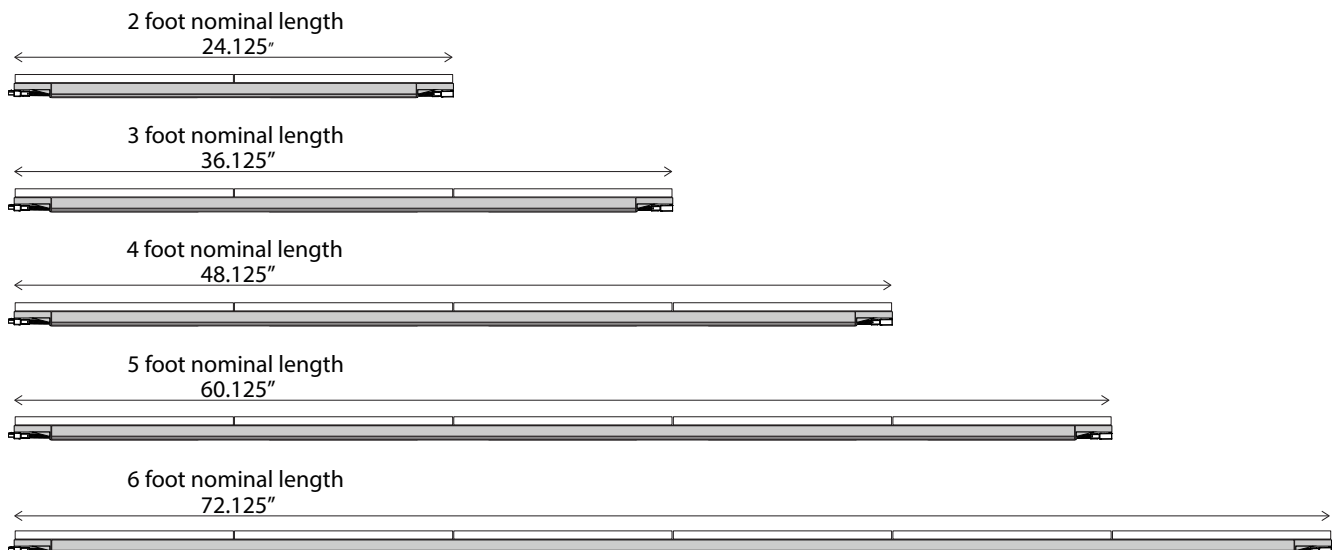
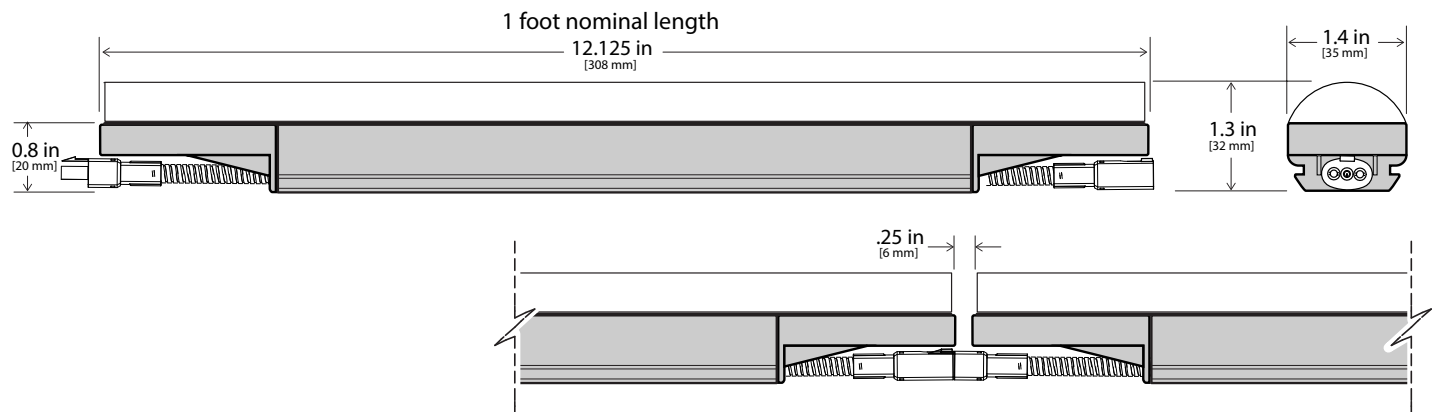
MOUNTING HARDWARE		
C4A-MTGBRKT	Stainless Steel Surface Mounting Bracket (set of 12)	
C4A-MTGBRKT-SURF	Stainless Steel Surface Mounting Bracket with Screw Ears (set of 12)	
C4A-MTGBRKT-COVE	Stainless Steel Front Cove Mounting Bracket (set of 12)	
C4A-MTGBRKT-WALL	Plastic Wall Mounting Bracket (set of 12)	
C4A-MTGBRKT-1020	Plastic Surface Mounting Bracket with 10° or 20° angle (set of 12)	
PA-5	Aluminum 90°+ Adjustable Mounting Bracket (set of 12). Minimum of 2 required per section	
ROT-MTGTRK-A6	6 foot Aluminum Track for use with rotational mounting brackets ROT-MTGBRK-C4C5	
ROT-MTGBRK-C4C5	Set of 25 plastic rotational mounting brackets for use with ROT-MTGTRK-A6. 18" maximum spacing between mounting clips.	

DIMMING INTERFACE MODULE 600W Max at 120V; 1,350W Max at 277V		
DIM-Z	Dimming Interface Module converts 0-10V dimming signal to ELV dimming output, 120 - 277 Universal Line Voltage input. (C5R has 100-30% Dimming Range.)	

CLIP 5

LED LINEAR COVE LIGHTING, MID-POWER
120V OR 277V INTEGRAL POWER SYSTEM

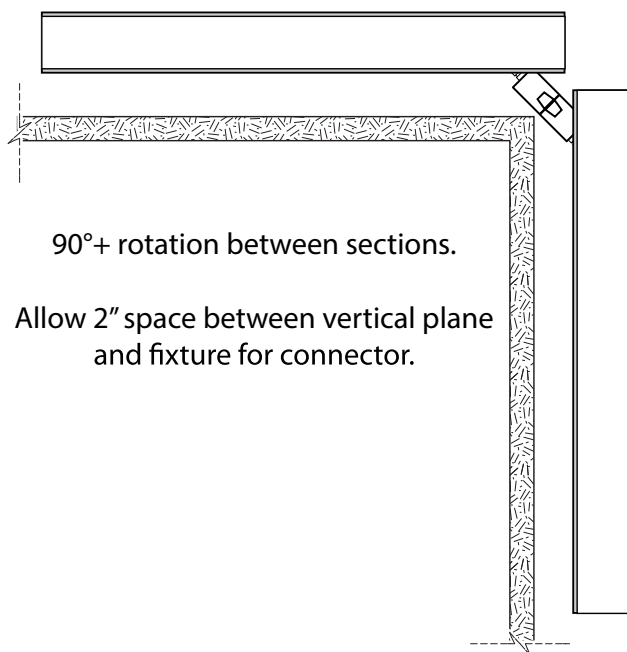
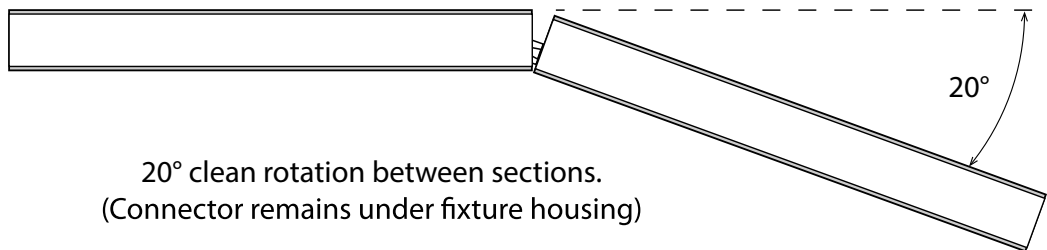
DIMENSIONAL INFORMATION



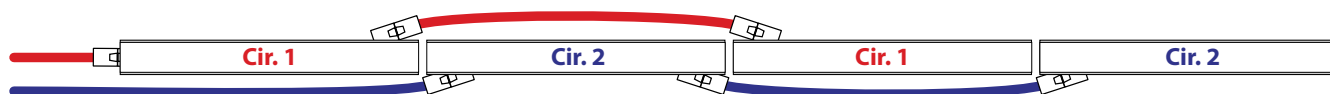
CLiP 5

LED LINEAR COVE LIGHTING, MID-POWER
120V OR 277V INTEGRAL POWER SYSTEM

DIMENSIONAL INFORMATION



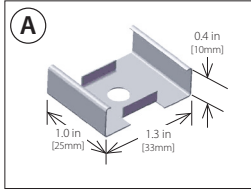
Double circuit functionality within a single continuous run allowing for one circuit to be connected to emergency backup power supply.



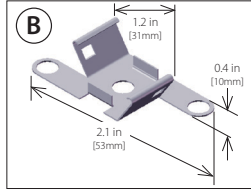
CLIP 5

LED LINEAR COVE LIGHTING, MID-POWER
120V OR 277V INTEGRAL POWER SYSTEM

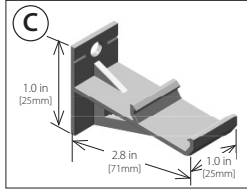
MOUNTING HARDWARE



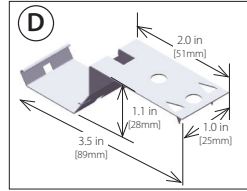
A
SURFACE MOUNT
(C4A-MTGBRKT)



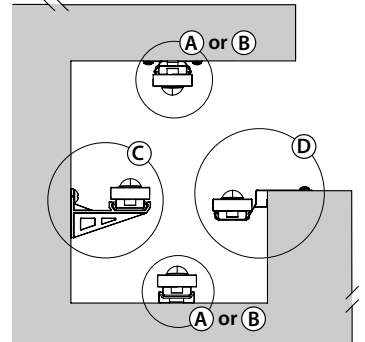
B
SURFACE MOUNT W/
SCREW MOUNTING EARS
(C4A-MTGBRKT-SURF)



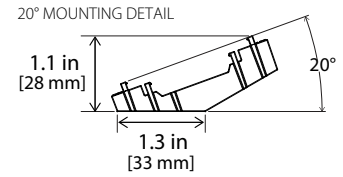
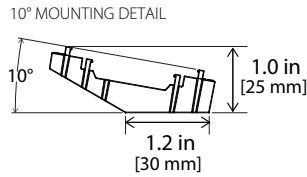
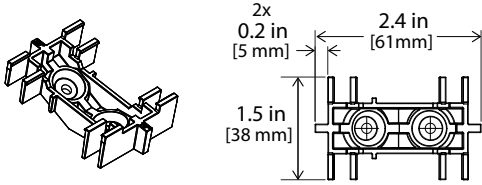
C
WALL MOUNT
(C4A-MTGBRKT-WALL)



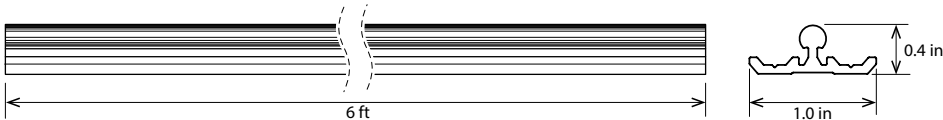
D
COVE MOUNT
(C4A-MTGBRKT-COVE)




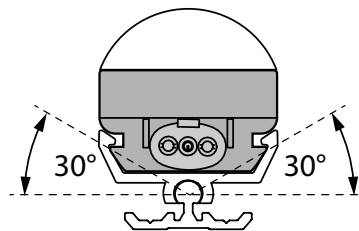

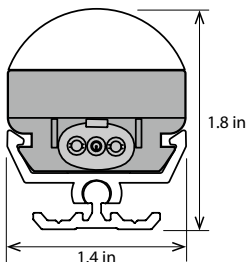
SURFACE MOUNTING BRACKET, 10° OR 20° ANGLE
(C4A-MTGBRKT-1020)



60° ROTATIONAL MOUNTING HARDWARE (FOR UP OR DOWN LIGHTING)



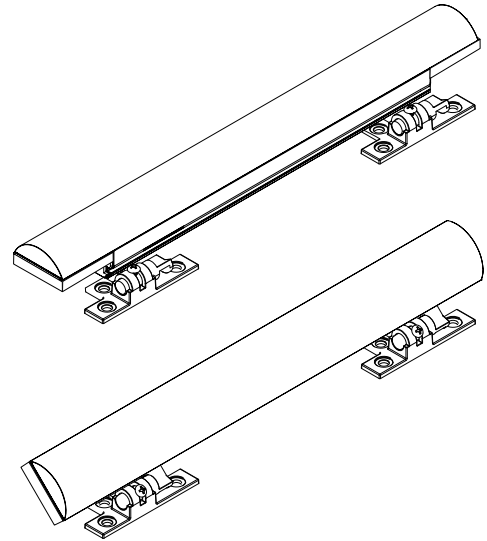
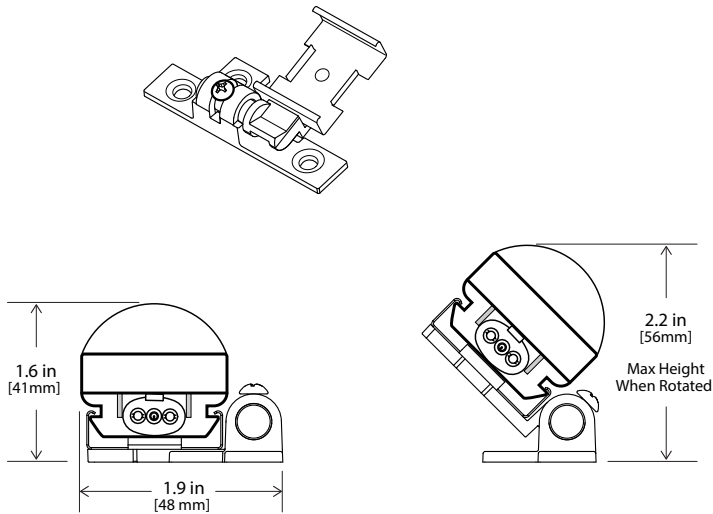
Mounting Bracket (ROT-MTGBRK-C4C5)



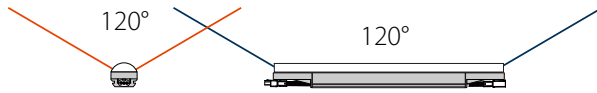
CLiP 5

LED LINEAR COVE LIGHTING, MID-POWER
120V OR 277V INTEGRAL POWER SYSTEM

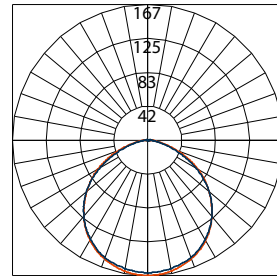
ADJUSTABLE MOUNTING BRACKET, 90°+ ANGLE
(PA-5)



CL 120° x 120° Optics (5W/ft)

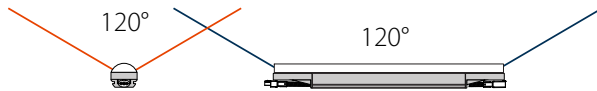


Polar Candela Distribution
CLiP 5; 3500K; 5W/ft; 120° x 120° (CL)

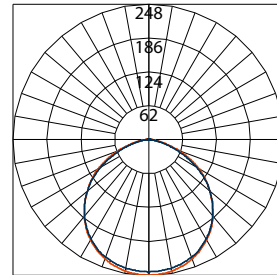


■ V Plane thru H Angles (0 - 180)
■ V Plane thru H Angles (90 - 270)

CL 120° x 120° Optics (8W/ft)

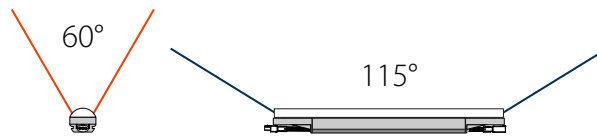


Polar Candela Distribution
CLiP 5; 3500K; 8W/ft; 120° x 120° (CL)

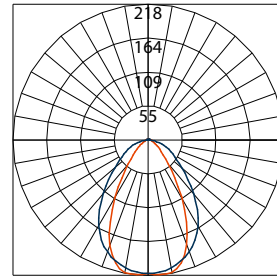


■ V Plane thru H Angles (0 - 180)
■ V Plane thru H Angles (90 - 270)

60° x 115° (5W/ft)

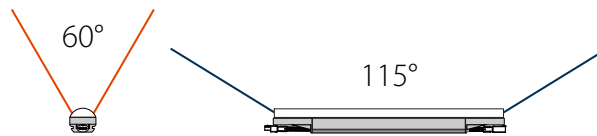


Polar Candela Distribution
CLiP 5; 3500K; 5W/ft; 60° x 115°

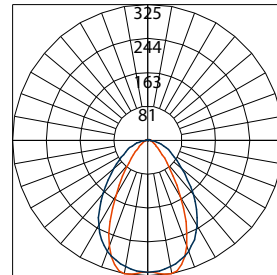


■ V Plane thru H Angles (0 - 180)
■ V Plane thru H Angles (90 - 270)

60° x 115° (8W/ft)



Polar Candela Distribution
CLiP 5; 3500K; 8W/ft; 60° x 115°



■ V Plane thru H Angles (0 - 180)
■ V Plane thru H Angles (90 - 270)