


## SPL

### STEP & PATH LIGHT

INTEGRAL 120V OR REMOTE LOW VOLTAGE



#### APPLICATION

Tempo's SPL Step & Path Light is available in 120 volt input or in low voltage (12VAC) class 2 system. Used as a step lighting luminaire, the SPL provides a broad and uniform light distribution for safety on or around steps and stairs. Use as an aisle or path lighting luminaire for safety or ambient lighting. Features a slim, architecturally pleasing face plate with no visible hardware.

With aesthetics and durability in mind, the SPL offers a sleek rectilinear shape comprised of a durable cast aluminum housing and face plate. A thick, frosted, polycarbonate lens is utilized for even diffusion and complete protection of the light source. SPL is available with several optional finishes to compliment any project.

#### CONSTRUCTION

- Aluminum low copper alloy housing and face plate, black finish standard. Optional painted finishes available. Faceplate attaches to housing with a locking set screw.
- Ribbed insert eliminates "hot spot" glare from fixture face
- Mounts into 2" x 4" single gang/handy box (supplied by others) with minimum inside dimensions of 2-7/8"(w) x 2-1/2"(h) x 2"(d)
- Frosted polycarbonate lens
- Replaceable LED module

#### POWER SYSTEM

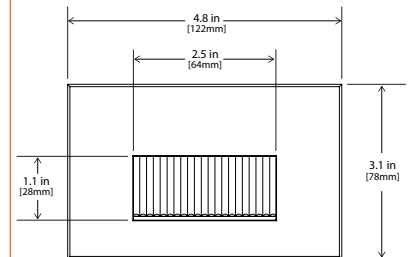
- 1 watt or 3 watt power level options
- 120V: Integral Micro-Drive on board. Direct wiring, no remote LED drivers required
- 12VAC: Low voltage LED driver on board. Requires remote Class 2 transformer - see System Accessories.
- 120V is dimmable with standard 120V ELV dimmer (dim to 30%)
- 12VAC is dimmable (consult factory for compatible dimmers)

#### PERFORMANCE

- Standard beam throw option for steps. Forward Throw option extends beam spread for path and aisle.
- Operating temperature range of -20°C to 50°C
- CSA damp location listed

#### LIGHT CHARACTERISTICS

- 2700K, 3000K, 3500K and 4000K
- Red, Green, Blue and Amber in 12V only
- LED's are selected and placed on the printed circuit boards via Tempo Industries' UniBin<sup>®</sup> process which ensures consistent hue and color within the entire installation. Color variations are held to within a maximum of 2-step MacAdam ellipse.



**Buy Tempo**  
**Buy American**


**MADE IN**  
**USA**  
OF US AND IMPORTED COMPONENTS

#### WARRANTY

Tempo provides a 5-year limited warranty.

#### 86,000 HOURS

**L85 LUMEN MAINTENANCE**  
LED Luminaires will reach 85% of initial lumen output at or beyond 86,000 hours at 25°C.




## SPL

STEP & PATH LIGHT

REMOTE OR INTEGRAL POWER SUPPLY

### FACE PLATE FINISH OPTIONS




BLACK



WHITE



ESPRESSO



GRAY

### ORDERING INFORMATION

Example: **SPL-ST-121-27BK**

SPL, Std Distribution, 12V, 1 watt, 2700K, Black

SPL	Optics	Voltage	Wattage	Color Temp	Finish
<b>SPL</b>	<b>ST</b> Standard <b>FT</b> Forward Throw	<b>12</b> 12VAC (remote power supply) <b>120</b> 120V	<b>1</b> 1 watt <b>3</b> 3 watt	<b>27</b> 2700K <b>30</b> 3000K <b>35</b> 3500K <b>40</b> 4000K	<b>BK</b> Black <b>WH</b> White <b>ES</b> Espresso <b>LG</b> Gray  <b>CC</b> Custom Colors Available Consult Factory
				Color in 12V only:	
				<b>RD</b> Red	
				<b>GR</b> Green	
				<b>BL</b> Blue	
				<b>AM</b> Amber	

SPL fixture mounts into 2" x 4" single gang/handy box (supplied by others) with minimum inside dimensions of 2-7/8"(w)

(1) Order 12VAC power supply separately, see below.

### SYSTEM INTEGRATION ACCESSORIES

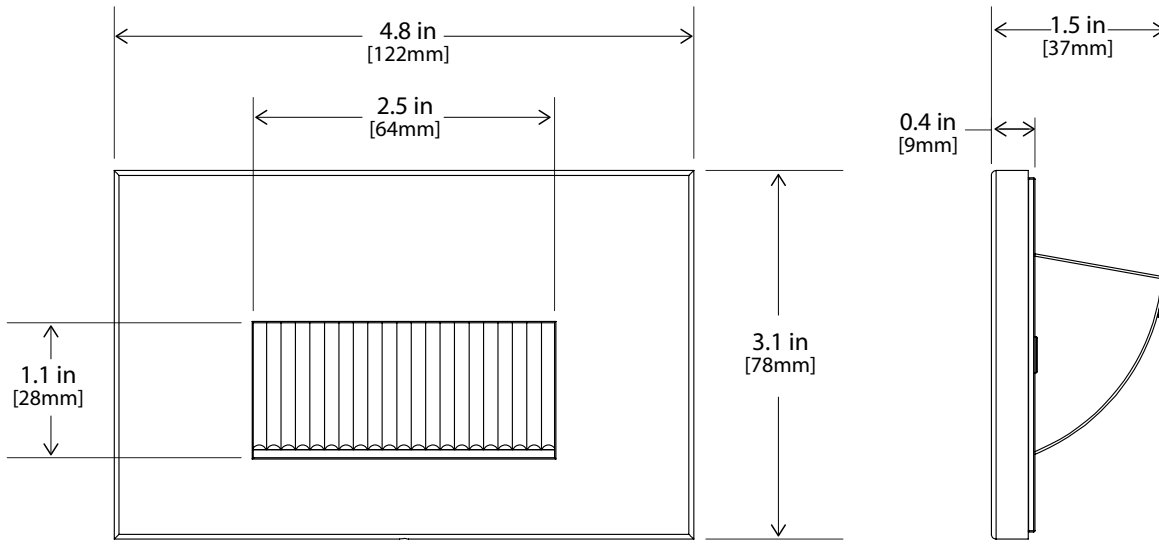
POWER SUPPLIES	
<b>PWR-T010012/2</b>	120V AC Input, 12V AC Output, 100W, 2 Circuit, Class II Magnetic Transformer, NEMA 3R Case
<b>PWR-T015012/2</b>	120V AC Input, 12V AC Output, 150W, 3 Circuit, Class II Magnetic Transformer, NEMA 3R Case
<b>PWR-T025012/2</b>	120V AC Input, 12V AC Output, 250W, 4 Circuit, Class II Magnetic Transformer, NEMA 3R Case
SURGE SUPPRESSION DEVICE	
Tempo furnished surge suppression must be installed on each supplying branch circuit to comply with 5-year warranty	
<b>SSD-120</b>	120V Branch Circuit

## SPL

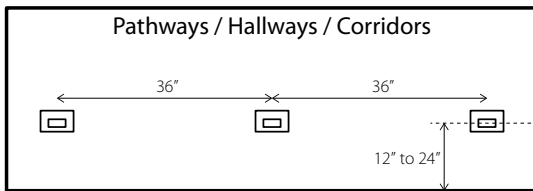
STEP & PATH LIGHT

REMOTE OR INTEGRAL POWER SUPPLY

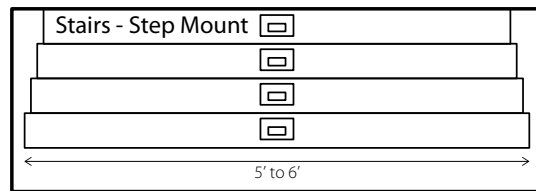
### DIMENSIONAL INFORMATION



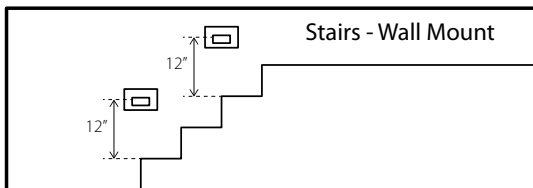
### SPACING RECOMMENDATIONS



For uniform distribution use 3w SPL at 2 foot height on center.  
For accent lighting use 1w SPL at 1 foot height on center.



Mount in center of stair as high as possible.  
One light for every 5' to 6' of stair width.



Center fixture with leading edge of every other step starting with step number one.

NOTE: Spacing dimensions are recommendations only.  
Each job is different and spacing may be modified as needed to achieve the desired lighting effect.

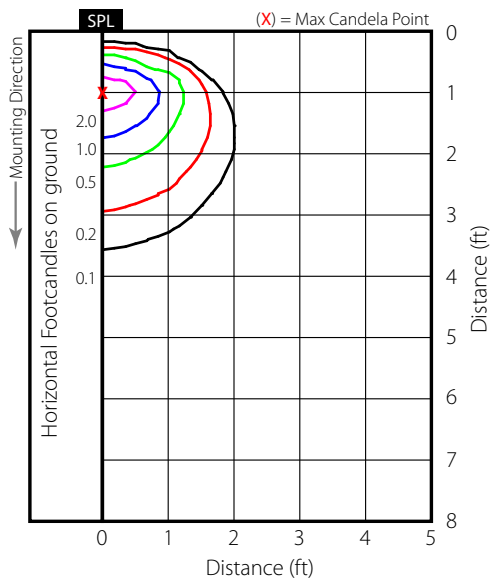
## SPL

STEP & PATH LIGHT

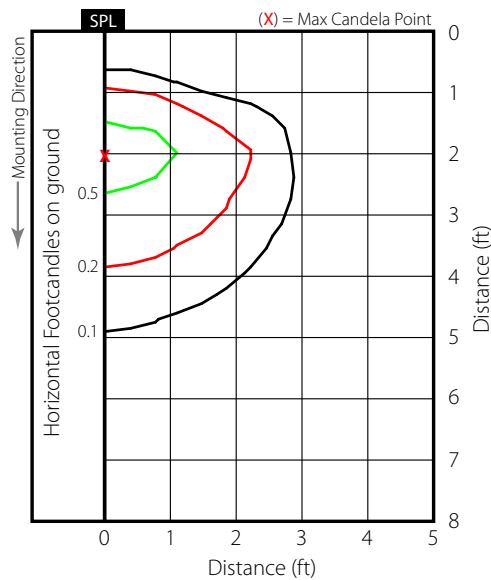
REMOTE OR INTEGRAL POWER SUPPLY

PHOTOMETRY (BLACK FINISH, FORWARD THROW)

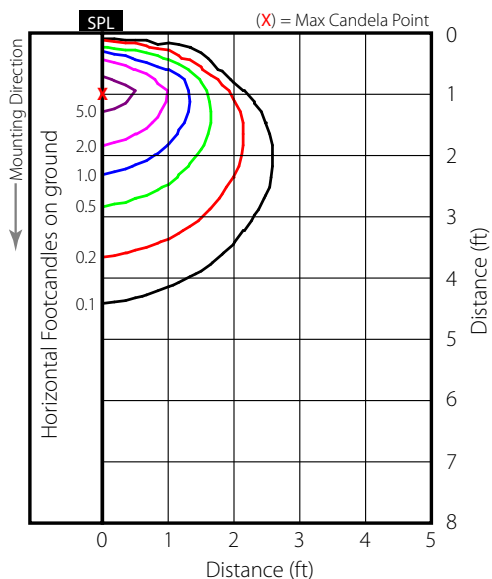
Catalog Number: SPL-FT-12-1-35BK  
Mounting Height: 1 ft



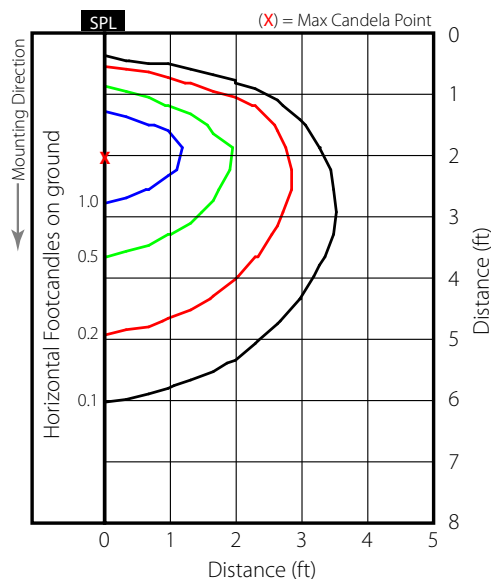
Catalog Number: SPL-FT-12-1-35BK  
Mounting Height: 2 ft



Catalog Number: SPL-FT-12-3-35BK  
Mounting Height: 1 ft



Catalog Number: SPL-FT-12-3-35BK  
Mounting Height: 2 ft



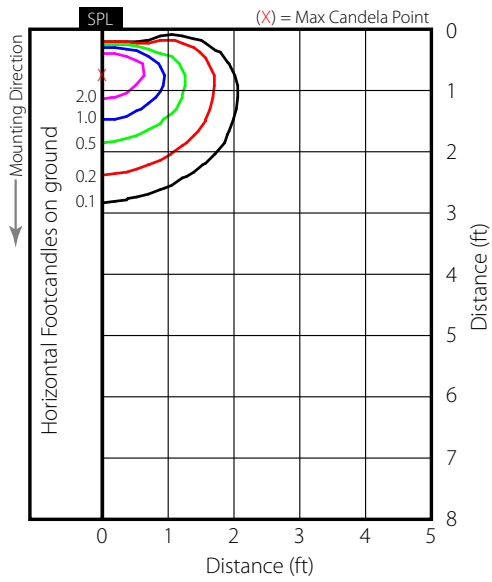
## SPL

STEP & PATH LIGHT

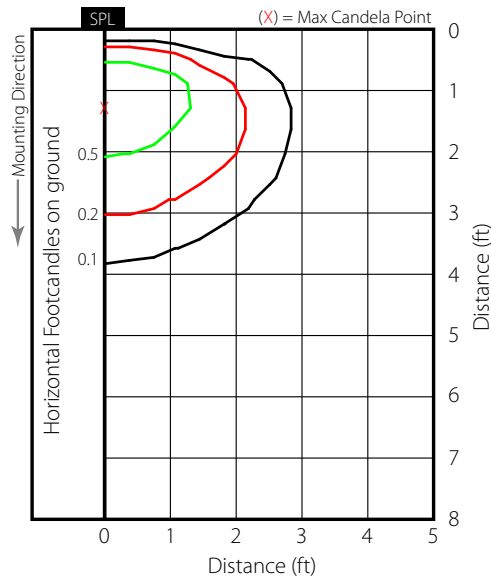
REMOTE OR INTEGRAL POWER SUPPLY

PHOTOMETRY (BLACK FINISH, STANDARD THROW)

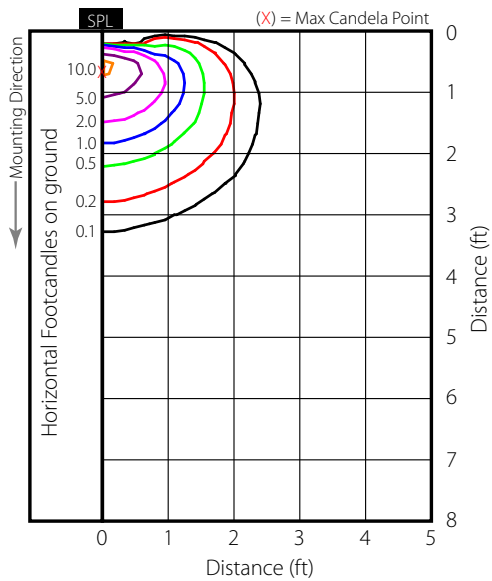
Catalog Number: SPL-ST-12-1-35BK  
Mounting Height: 1 ft



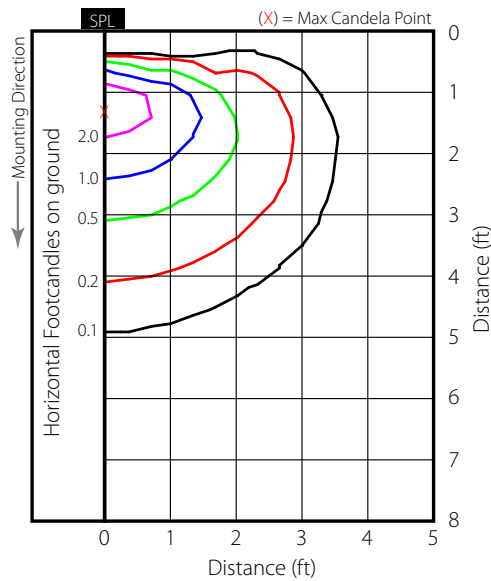
Catalog Number: SPL-ST-12-1-35BK  
Mounting Height: 2 ft



Catalog Number: SPL-ST-12-3-35BK  
Mounting Height: 1 ft



Catalog Number: SPL-ST-12-3-35BK  
Mounting Height: 2 ft



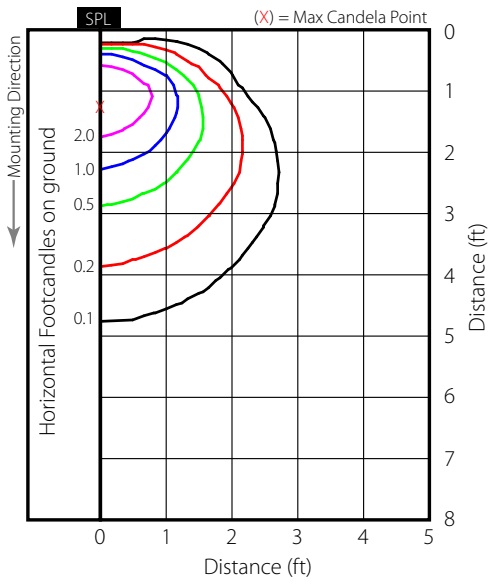
## SPL

STEP & PATH LIGHT

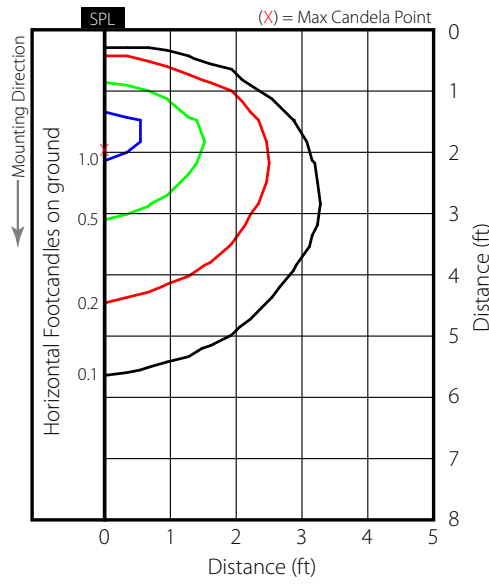
REMOTE OR INTEGRAL POWER SUPPLY

### PHOTOMETRY (WHITE FINISH, FORWARD THROW)

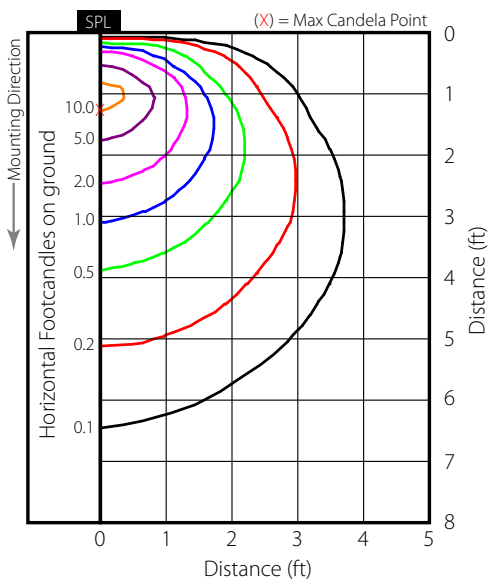
Catalog Number: SPL-FT-12-1-35WH  
Mounting Height: 1 ft



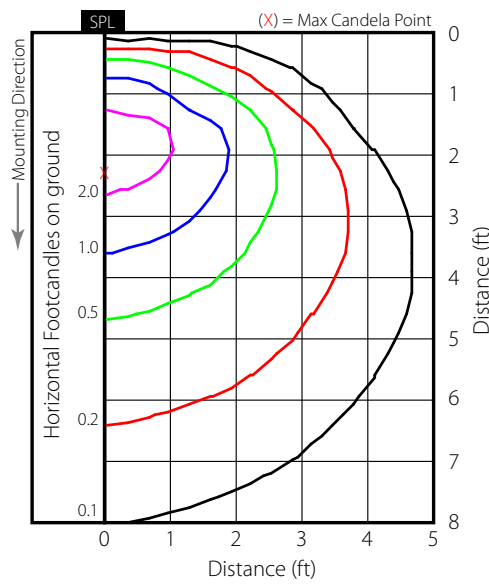
Catalog Number: SPL-FT-12-1-35WH  
Mounting Height: 2 ft



Catalog Number: SPL-FT-12-3-35WH  
Mounting Height: 1 ft



Catalog Number: SPL-FT-12-3-35WH  
Mounting Height: 2 ft



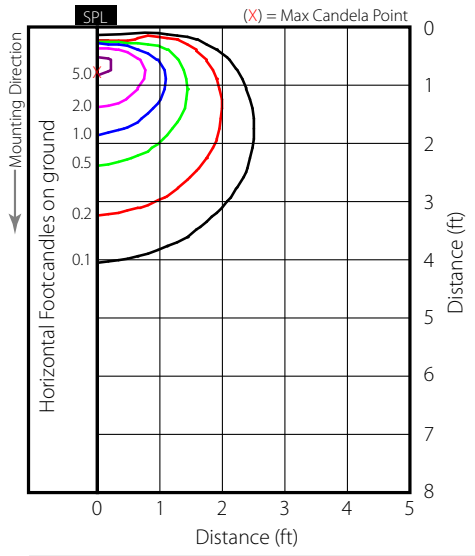
## SPL

STEP & PATH LIGHT

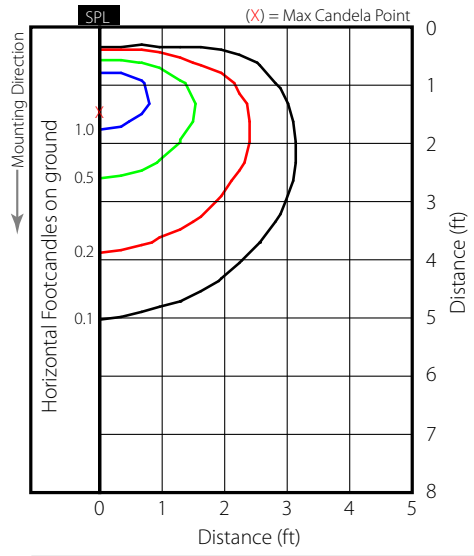
REMOTE OR INTEGRAL POWER SUPPLY

### PHOTOMETRY (WHITE FINISH, STANDARD THROW)

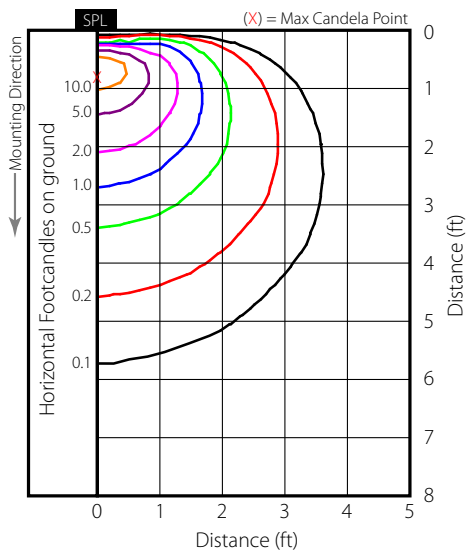
Catalog Number: SPL-ST-12-1-35WH  
Mounting Height: 1 ft



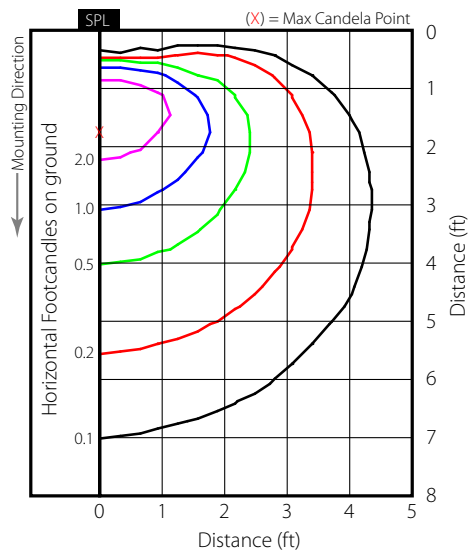
Catalog Number: SPL-ST-12-1-35WH  
Mounting Height: 2 ft



Catalog Number: SPL-ST-12-3-35WH  
Mounting Height: 1 ft



Catalog Number: SPL-ST-12-3-35WH  
Mounting Height: 2 ft



Tempo products and technologies are protected under one or more US and International patents.

Tempo reserves the right to change materials or modify the design of its product without notification as part of the company's continuing product improvement program. Please consult [www.tempolc.com](http://www.tempolc.com) for the most up-to-date specifications and technical data.